

Dear "soon to be Kindergarten students,"

We are so glad you will be joining us in kindergarten next year! To help you prepare for a great year we are sending home this packet for you to enjoy while learning over the summer.

A fun summer activity is to have mom or dad take you to the public library. Tyler offers many summer programs and reading times that would make for a great afternoon activity. Read or have someone read to you every day!

Practicing writing your letters and numbers as well.

Bring this completed project with you the first day of school for a special little treat. We can't wait to meet you and share a great year together!

Love,

Your Kindergarten Team

Welcome to Kindergarten

Pre-K Sight Words

Automatic words to know prior to Kindergarten.

Summer Packet
Pre-K to K
Flash Cards

a

big

and

for

go

the

to

is

can

I

it

me

see

we

look

you

said

my

up

play

Pre-K Sight Words

Word List

Summer Packet
Pre-K to K

Automatic words to know prior to Kindergarten.

a	big	and	for
go	the	to	is
can	I	it	me
see	we	look	you
said	my	up	play

Trace and write the letter.

A B C D E F

G H I J K L

M N O P Q

R S T U V W

X Y Z

Trace and write the letter.

a b c d e f

g h i j k l

m n o p q

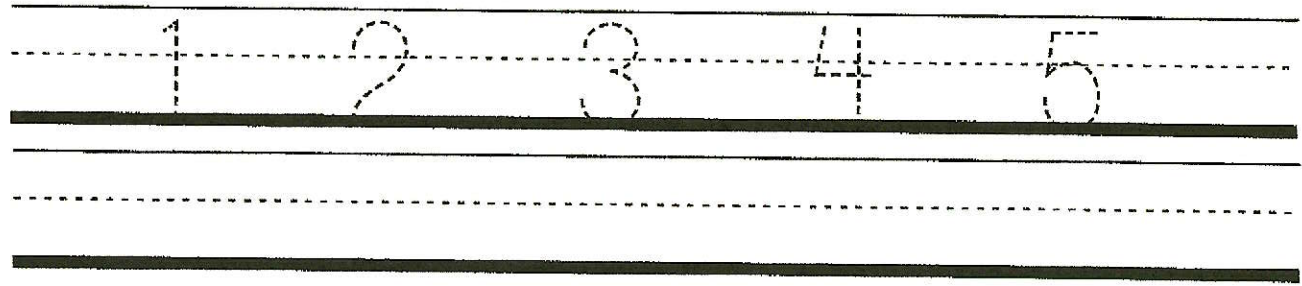
r s t u v w

x y z

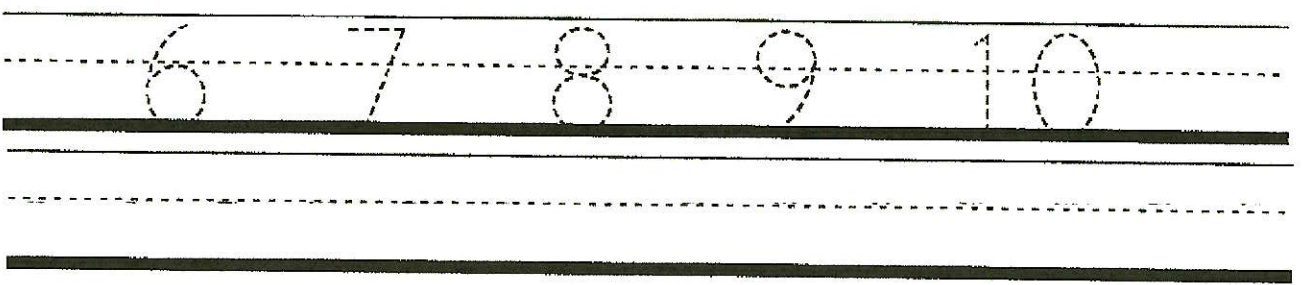
Name: _____

Trace and write the number.


1 2 3 4 5

This block contains a set of handwriting lines with five dashed numbers: 1, 2, 3, 4, and 5. Below the numbers are two additional sets of empty handwriting lines for independent practice.

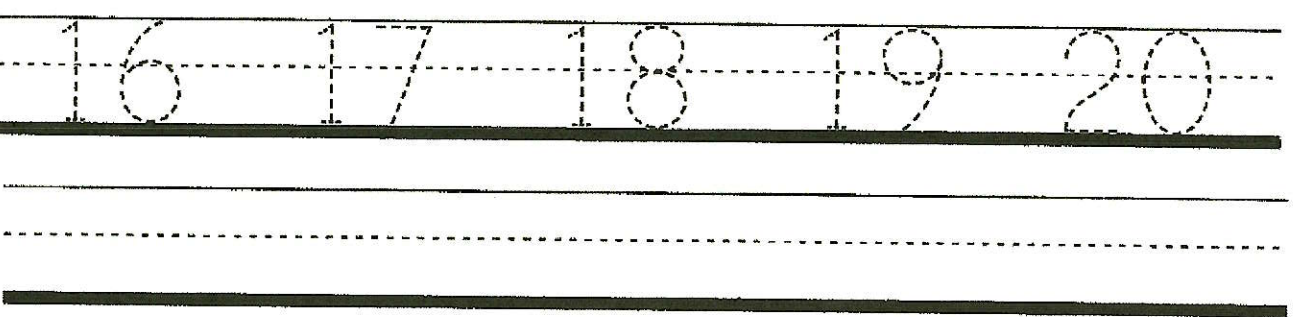
6 7 8 9 10

This block contains a set of handwriting lines with five dashed numbers: 6, 7, 8, 9, and 10. Below the numbers are two additional sets of empty handwriting lines for independent practice.

11 12 13 14 15

This block contains a set of handwriting lines with five dashed numbers: 11, 12, 13, 14, and 15. Below the numbers are two additional sets of empty handwriting lines for independent practice.

16 17 18 19 20



This block contains a set of handwriting lines with five dashed numbers: 16, 17, 18, 19, and 20. Below the numbers are two additional sets of empty handwriting lines for independent practice.

Name: _____

Sweet Treats

Letter Writing

Directions: Use a pencil to trace the uppercase letters.




Parent or Caretaker Tip: Focus your child's attention on going from top to bottom when tracing the letters.

Name: _____

Sweet Treats

Letter Writing

Directions: Use a pencil to trace the uppercase letters.





Parent or Caretaker Tip: Focus your child's attention on going from top to bottom when tracing the letters.

Sweet Treats

Name: _____

Letter Writing

Directions: Use a pencil to trace the uppercase letters.





Parent or Caretaker Tip: Focus your child's attention on going from top to bottom when tracing the letters.

Name: _____

Sweet Treats

Letter Writing

Directions: Use a pencil to trace the lowercase letters.





Parent or Caretaker Tip: Focus your child's attention on going from top to bottom when tracing the letters.

Sweet Treats

Name: _____

Letter Writing

Directions: Use a pencil to trace the lowercase letters.





Parent or Caretaker Tip: Focus your child's attention on going from top to bottom when tracing the letters.

Name: _____

Sweet Treats

Letter Writing

Directions: Use a pencil to trace the uppercase letters.



Parent or Caretaker Tip: Focus your child's attention on going from top to bottom when tracing the letters.


Name: _____

Surf's Up!

Matching!

Letter Recognition

Directions: Use a pencil to draw lines to match the uppercase and lowercase letters.



Parent or Caretaker Tip: Use this as an introduction to uppercase and lowercase letters. The following pages will practice this in depth.

Name: _____


Shells & More Shells Letter Recognition

Directions: Use the key to color the starfish.

Aa = Yellow

Bb = Red

Cc = Blue



Parent or Caretaker Tip: Help your child color code the key. Allow child to complete on own. Go back & correct.


Name: _____

Under
the Sea

Letter Recognition

Directions: Use the key to color the shells.

Dd = Pink Ee = Purple Ff = Blue



Parent or Caretaker Tip: Help your child color code the key. Allow child to complete on own. Go back & correct.



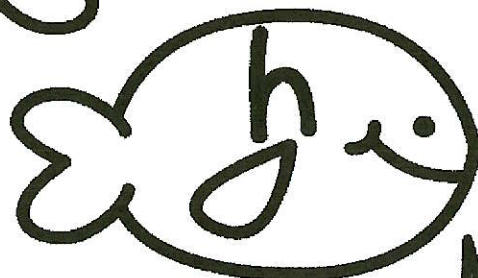

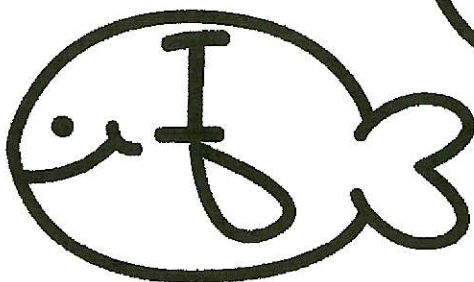



Name: _____

Fishy Faces

Letter Recognition

Directions: Use the key to color the fish.

Gg = Pink Hh = Purple Ii = Blue



Parent or Caretaker Tip: Help your child color code the key. Allow child to complete on own. Go back & correct.

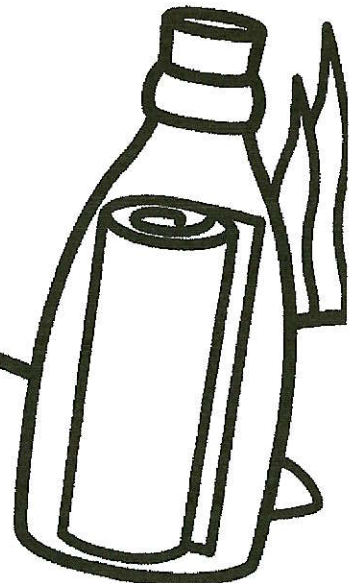

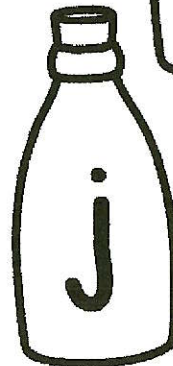
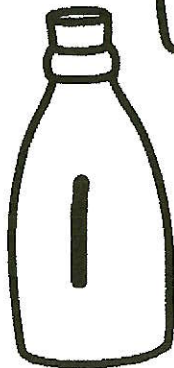

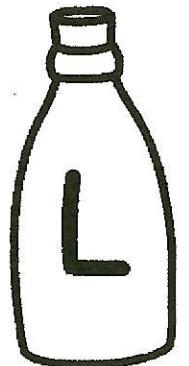



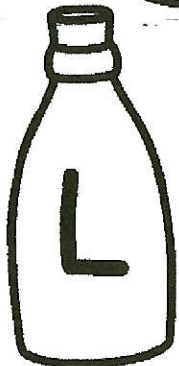

Name: _____

Message in a Bottle

Letter Recognition

Directions: Use the key to color the bottles.

Jj = Green Kk = Blue Ll = Red



Parent or Caretaker Tip: Help your child color code the key. Allow child to complete on own. Go back & correct.

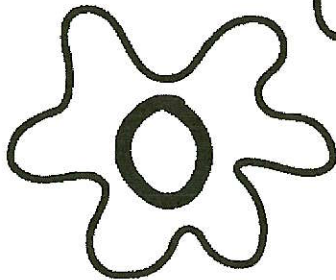
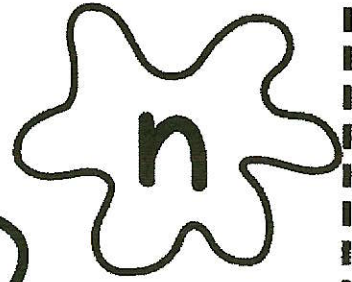

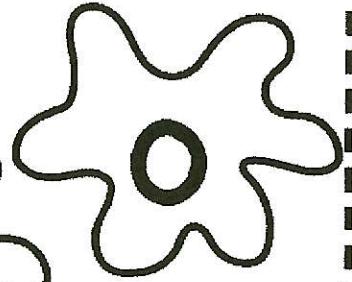



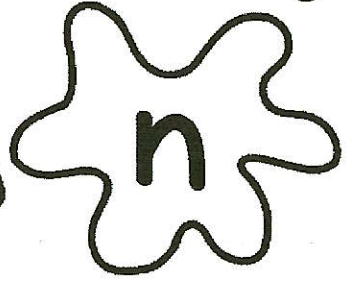


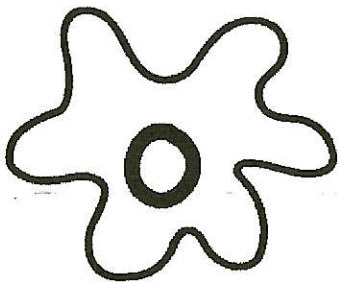
Name: _____

Lazy River Splash

Letter Recognition

Directions: Use the key to color the water splashes.

Mm = Blue Nn = Purple Oo = Orange




Parent or Caretaker Tip: Help your child color code the key. Allow child to complete on own. Go back & correct.

Name: _____








Search for Seashells

Letter Recognition

Directions: Use the key to color the shells.



Pp = Pink Qq = Blue Rr = Orange



Parent or Caretaker Tip: Help your child color code the key. Allow child to complete on own. Go back & correct.

Slip 'N' Name: _____



Slide Fun!

Letter Recognition

Directions: Use the key to color the water splashes.

Ss = Blue Tt = Purple Uu = Orange

Vv = Yellow



Parent or Caretaker Tip: Help your child color code the key. Allow child to complete on own. Go back & correct.

Running

Name: _____

Through Sprinklers

Letter Recognition

Directions: Use the key to color the water droplets.

Ww = Blue

Xx = Purple

Yy = Orange

Zz = Yellow



Parent or Caretaker Tip: Help your child color code the key. Allow child to complete on own. Go back & correct.